

KORG

Pa1000 | OS version 1.2

MAN0010139

E 2

PA1000 OPERATING SYSTEM VERSION 1.2

Installation and new features

Installing the new operating system

If new, your instrument might already include the new operating system. To check it, please go to the **Media > Utility** page, and read the version number in the lower area of the display.

To install the new operating system, please read the 'Pa-Series OS Update' instructions supplied with the installation file in our web site (www.korg.com).

New functions of OS Version 1.2

The following functions are added by upgrading to the new version of the operating system.

Where	New functions	Page
Arranger	Choosing a Fill with the Auto Fill + Variation combination	3
Sampling	Increased maximum number of User Samples	3

Functions added by previous OS versions

The following functions are added by upgrading to version 1.1 of the operating system.

Where	New functions	Page
Controllers	Added compatibility with the VOX V860 volume pedal	4
	Curve presets for the volume/expression pedal	4

Arranger

Choosing a Fill with the Auto Fill + Variation combination [1.2]

Fills are phrases that can be used for smoothly bridging between different sections of a song. Their density is similar to that of the same numbered Variations.

Style Element	Suggested use
Fill 1	Fill (lowest density)
Fill 2	Fill (medium-low density)
Fill 3	Fill (medium-high density)
Fill 4	Fill (highest density)

- When you want to choose a Fill, press together the **AUTO FILL** button and the **VARIATION** button whose number corresponds to the Fill you want to choose.

For example, if you want to choose Fill #3, press together the **AUTO FILL** and the **VARIATION 3** buttons.

- If you want, choose a different Variation before the end of the Fill.

Sampling

Increased maximum number of User Samples [1.2]

The maximum number of User Samples you can load has been increased to 15048.

Controllers

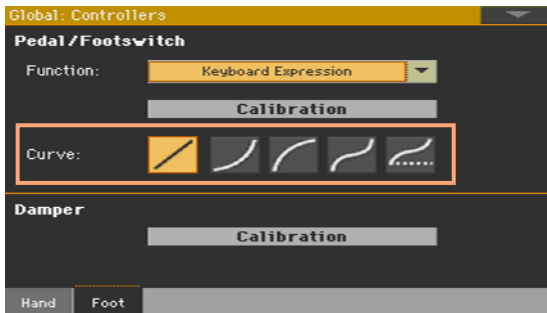
Added compatibility with the VOX V860 volume pedal [1.1]

Pa1000 is now compatible with the VOX V860 volume pedal.

Curve presets for the volume/expression pedal [1.1]






Note: When installing OS v1.1, please recalibrate the volume/expression pedal and choose a curve. Older settings may no longer work.

With some functions assigned to a volume/expression pedal, you can choose a curve, shaping how the pedal will affect the function. When a curve can't be applied, the curve diagrams will appear dimmed.



Choosing a curve preset

- 1 Be sure to have connected an expression pedal, calibrated it, and selected a function. Curve presets can only be selected with some functions.
- 2 Touch one of the Curve buttons to select a curve preset.

Curve	Meaning
	Linear response.
	Exponential response. The function value will change faster toward the top of the pedal range.
	Logarithmic response. The function value will change slower toward the top of the pedal range.
	S-shaped response. The function value will change faster toward the bottom and the top of the pedal range, and will be smoother in the middle.
	S-shaped with offset response. As the previous one, but starting from a value higher than zero.

IMPROVEMENTS AND BUG FIXES

Improvements and bug fixes in OS 1.2

General performance improvements.

Improvements and bug fixes in OS 1.1

General performance improvements.

KORG

Address

KORG ITALY SpA
Via Cagiata, 85
60027 Osimo (AN)
Italy

Web

www.korg.com